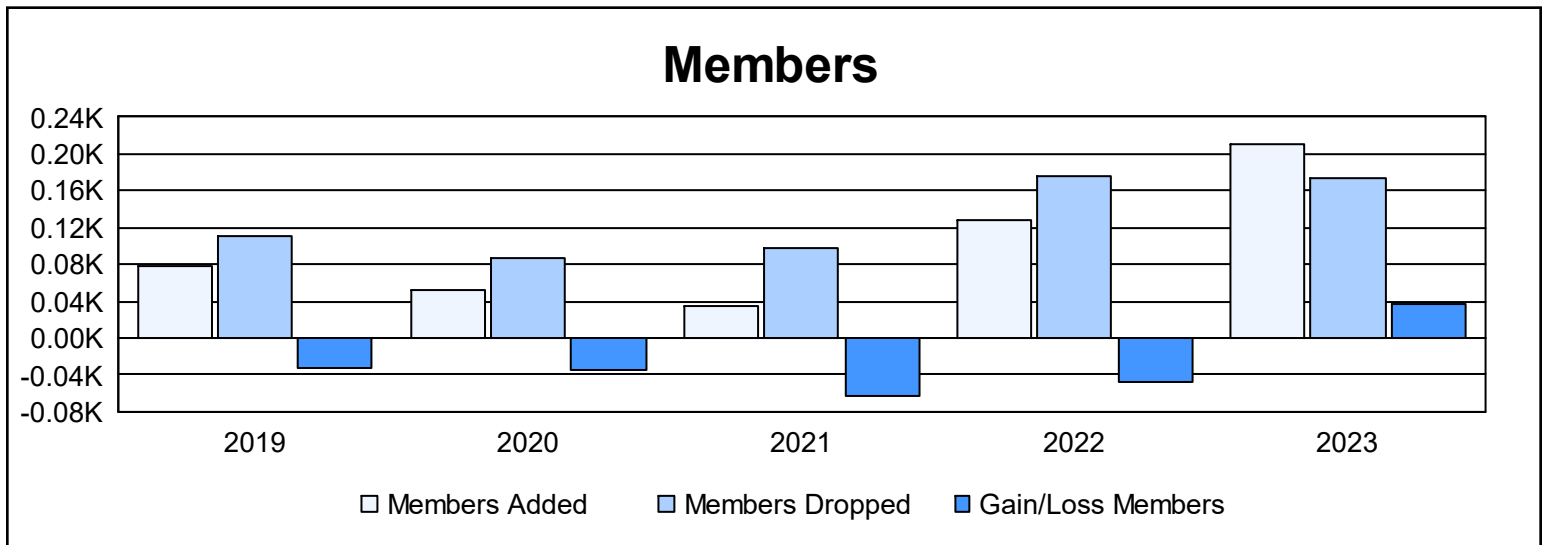
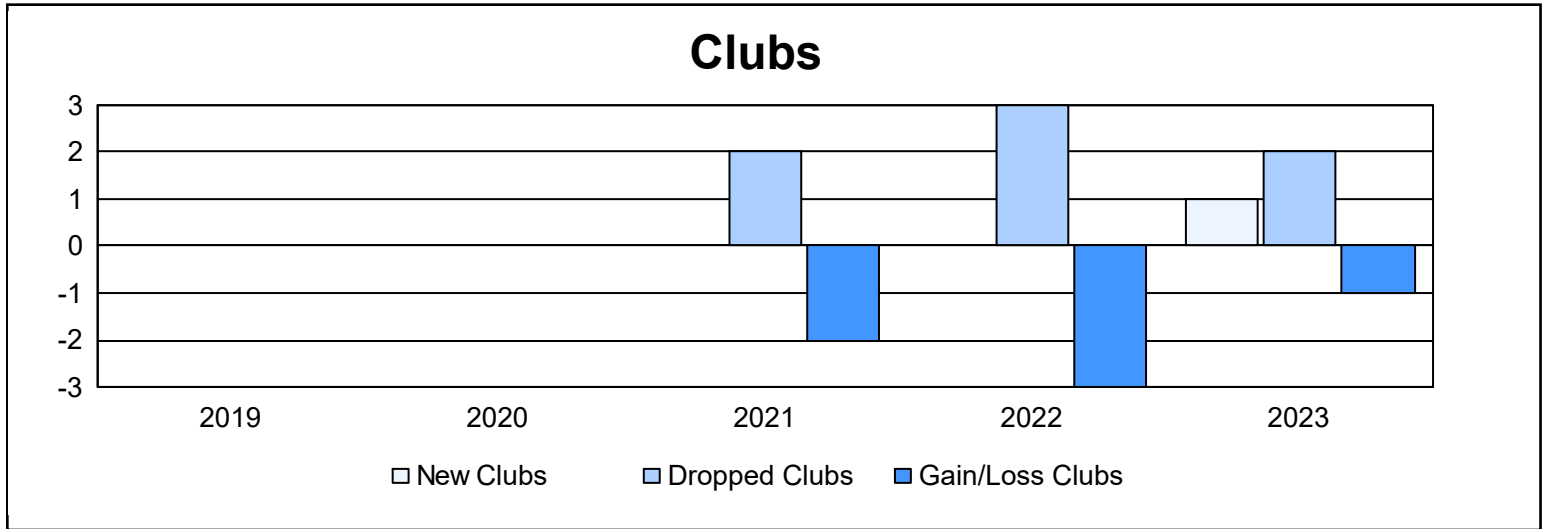
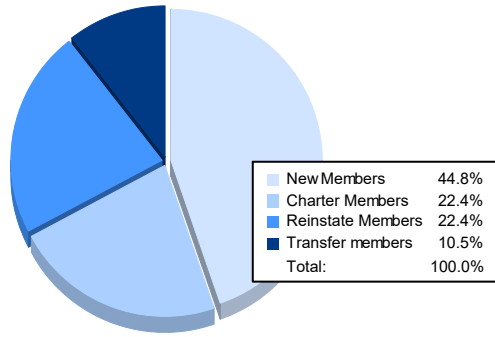


Year	New Clubs	Dropped Clubs	Gain/ Loss Clubs	New Members	Charter Members	Reinstate Members	Transfer Members	Total Member Added	Total Members Dropped	Gain/ Loss Members
2018-2019	0	0	0	64	0	2	12	78	110	-32
2019-2020	0	0	0	45	0	1	5	51	86	-35
2020-2021	0	2	-2	28	0	2	5	35	97	-62
2021-2022	0	3	-3	101	0	24	3	128	176	-48
2022-2023	1	2	-1	94	47	47	22	210	173	37
<b>Average</b>	<b>0</b>	<b>1</b>	<b>-1</b>	<b>66</b>	<b>9</b>	<b>15</b>	<b>9</b>	<b>100</b>	<b>128</b>	<b>-28</b>



### Membership Composition June 2023 Cumulative



### Gender Composition June 2023 Cumulative

